

















Video :--

| | |
|------------------------------------|---|
| please click here for video no. 01 |  |
| please click here for video no. 02 |  |
| please click here for video no. 03 |  |
| please click here for video no. 04 |  |
| please click here for video no. 05 |  |
| please click here for video no. 06 |  |

| | |
|------------------------------------|---|
| please click here for video no. 07 |  |
| please click here for video no. 08 |  |
| please click here for video no. 09 |  |
| please click here for video no. 10 |  |

| | |
|--|---|
| Machine Id :- 1169 | Serial No :- |
| Category :- Gear Rack Cutting Machines | Model :- ZFM 300H |
| Country :- Germany | Make :- Knapp |
| Type of Machine :- Heavy Duty Rack Hobbing Cum Rack Milling | Year :- 0 |
| Weight :- 0.0 | Dimensions :- |
| Power :- | Location :- Mumbai Warehouse,India |

Specification :-

Type of machine **Rack Hobbing Cum Milling Machine**

Make **KNAPP**

Type **ZFM300H**

Year of manufacture 1980

Type of control conventional

Country of origin Germany

Delivery time immediately

Technical details

hobbing length 2000mm

milling width mm

max. module 20

weight of the machine ca. 4,5 t

Additional information

Max. length of rack 2000 mm

Milling travel / milling width cross max. 400 mm

Module, steel / cast iron 20m

Cutter , min./max 125 + 2 x cutting depth / 280 mm

Cutter width max. floating / with support 50 / 140 mm

Cutter mandrel max. 50 mm

Milling spindle head, swivelling right / left 30 / 45 °

9 spindle speeds 22 - 136 rpm

Milling slide swivelling right / left 30

Feeds, infinitely variable (milling slide) 0 - 600 mm/min

Quick return 3,000 mm/min

Milling spindle drive 4 kW

Total electrical load 6 kW - 380 V - 50 Hz

Weight 4,500 mm

Accessories / Special Features

- * Automatic milling cycle control via cam block with possibility of jump switching (= automatic by-pass of an area which should not be milled) and pendulum milling operation (= synchronized milling on the first half of table, and tool change on the second half).
- * 2-parts hydraulic workpiece clamping device: 800 x 260 mm each (individually controlled by the pendulum milling operation).
- * Heavy duty milling head with drive for milling speeds and flywheel.
- * Manual fine adjustment of table (0.001 mm) for exact positioning in a pre-milled gear.
- * Various change gears (approx. 10 pieces). * 2 cutter mandrels. * Various other accessories.
- * Central lubrication. * Built-in hydraulic unit. * Coolant device with magnetic separator.
- * Separate switch cabinet.

This machine is especially suitable for milling racks, and also for manufacturing broaching tools (relief milling is possible by swivelling the cutter head).