












Video :--

<a href="#">under power cnc liebherr ws1 for sale</a>	
<a href="#">Please Click Here For Video Number 2</a>	
<a href="#">Please Click Here For Video Number 3</a>	
<a href="#">Please Click Here For Video Number 4</a>	

<b>Machine Id</b>	<b>:- 1053</b>	<b>Serial No</b>	<b>:- Not Available</b>
<b>Category</b>	<b>:- Gear Shapers CNC</b>	<b>Model</b>	<b>:- WS1 CNC</b>
<b>Country</b>	<b>:- Germany</b>	<b>Make</b>	<b>:- Liebherr</b>
<b>Type of Machine</b>	<b>:- EGB Gear Shaper with Mitsubishi M80 CNC Control</b>	<b>Year</b>	<b>:- 0</b>
<b>Weight</b>	<b>:- 0.0</b>	<b>Dimensions</b>	<b>:-</b>
<b>Power</b>	<b>:-</b>	<b>Location</b>	<b>:- Mumbai Warehouse ,India</b>

Specification :-

**This machine was totally cleaned, hydraulic and coolant systems drained and cleaned, all gib adjustments were checked, all worm lashes were adjusted, all old parts specially bearings were replaced, all mostly oil leaks replaced and then the machine was fully recertified using the ISO alignment standards for CNC Gear Shaper.**

**All the old German controls were eliminated and replaced with new Mitsubishi M80 Controller.(Four Axis)**

**This machine was recontrolled using a BRAND Mitshubhishi M80 Controller, Digital drives and AC servo motors Power CNC controlling digital Servo drives for the axes. The Machine is also capable to cut Sector Gears.**

External gears, max. $\emptyset$ , approx.	<b>265 mm</b>
Internal gears, max. workpiece $\emptyset$	<b>300 mm</b>
Module range	<b>0.3 - 6</b>
Length of stroke	<b>0 - 55 mm</b>
No. of strokes, infinitely variable	<b>220 –1,100 /min</b>
Feed range	<b>2.4 –2,400 mm/min</b>
Rotary feed	<b>0.06 –4.95 mm/rev</b>
Weight, approx.	<b>7,300 kg</b>